



Wall catch with handle ABACO

The wall catch with handle is the proper solution for the unhook and the movement of the shutters installend on balcony doors without exit.



Non-handed handle



Comfortable

The handle is installed in an easily reachable position on the sash front: with just one hand the shutter can be un-hooked and pulled.

Practical

Automatic hooking and un-hooking by means of a little rotation. The wall catch is non-handed and is provided with a spring for handle returning: it can be horizontally or vertically installed (e.g. on horizontal transom or in staved shutters).

Safe

Avoids the danger of leaning out in order to unblock the wall catch.

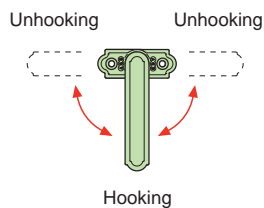
Nice-looking

ABACO aesthetics guarantee a perfect coupling with the espagnolette features.

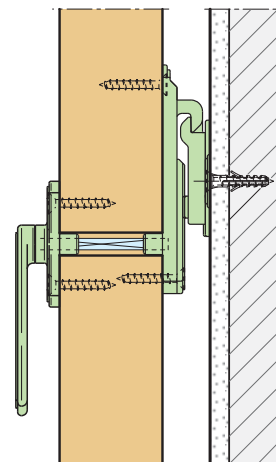
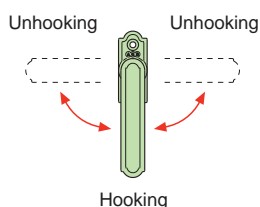
Wall catch with handle ABACO



HORIZONTAL POSITIONING



VERTICAL POSITIONING



It can be mounted on all building materials.



Striker with ± 6 mm vertical adjustment and built-in bumper to avoid the sash shaking.



5 mm thick superimposable shims.



Jig for proper sash drilling.



Polyvalent jig for the striker positioning on the wall.

Description	Code	Application	Finish
Wall catch with handle Kit	H01926.00.93		Black
	H01926.00.04		Bichromated
Hub	H01926.38.00	from 22 to 38 mm	Zinc plated
	H01926.54.00	from 39 to 54 mm	Zinc plated
Shim for striker	H00926.04.93	5 mm	Black
Jig for sash drilling	H00930.03.02		
Jig for striker positioning	H00930.03.03		