
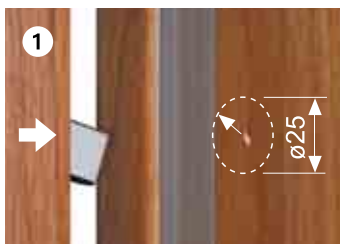



General Characteristics SCIVOLA T



Mounting pattern for Scivola T pocket and striker plate



1 Pull out the hook and gently push the sash marking the frame.



2 Do a ø 25 mm milling for the pocket.



3 Insert the cover tray in the hole, place the striker so as to bring the circular profiles and fix with two screws.