



HARDWARE SYSTEMS FOR
WINDOWS AND DOORS

POSEIDON

UNITOP SICURTOP

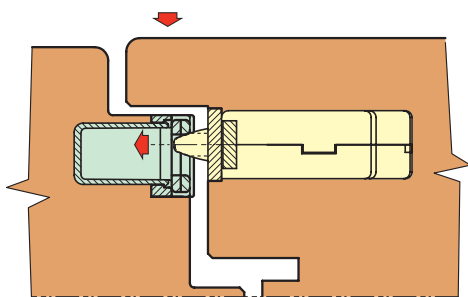
New
range of
multipoint locks equipped
with two POSEIDON boxes

POSEIDON is the AGB patented locking system with two
opposing hooks acting as anchors and a central linear bolt

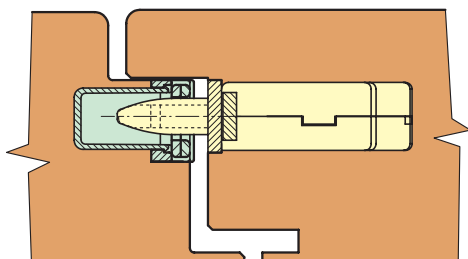
POSEIDON TECHNICAL FEATURES

- Poseidon box screwed to the faceplate
- Carbonitrided pressed steel hooks with surface hardening
- Shaped central linear bolt for sash alignment and weathersealing
- More than 7 mm hold for each hooks on the strike
- 20 mm total protrusion of hooks and bolt

POSEIDON LOCKING SYSTEM



The sash is aligned



The Poseidon has engaged

STRIKES

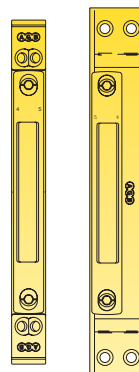
For timber frames

- Poseidon strikes for 4, 11, 12 mm air gap
- Poseidon U-18 through strikes for 4, 12 mm air gap (2200 and 2400 mm)

For PVCu frames


- Poseidon U-30 universal strikes
- Poseidon U-30 universal through strikes (2200 and 2400 mm)

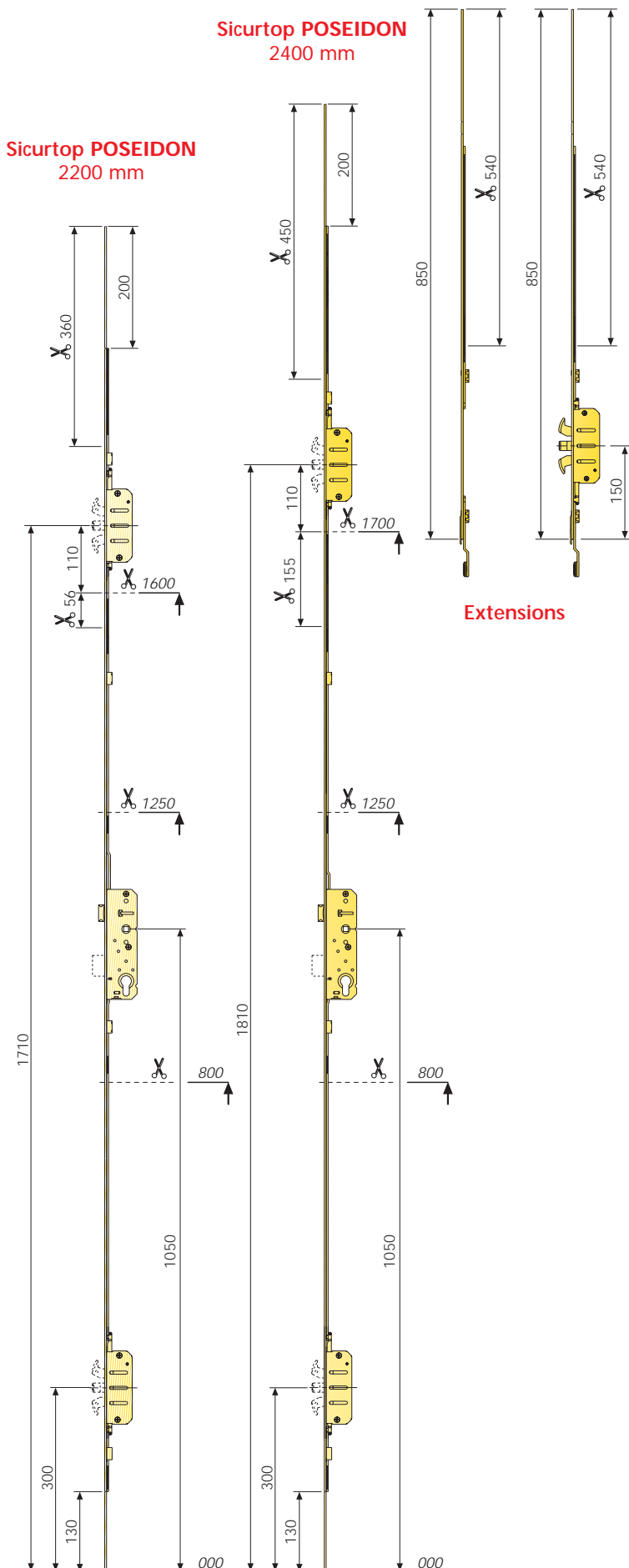
POSEIDON Strikes



U-18
Through strikes

U-30
Through strikes





MAIN FEATURES

- 2 AGB patented Poseidon boxes
- Holes for through screws handles (backsets greater than 35 mm)
- 3 mm thick one-piece faceplate
- Prearranged to add further Poseidon boxes

Locks

Forend	Axis	CODE	
16 mm	85 mm	F11200.XX.12	2200
	85 mm	F11200.XX.13	2400
	92 mm	F11220.YY.12	2200
	92 mm	F11220.YY.13	2400
20 mm	85 mm	F11201.XX.12	2200
	85 mm	F11201.XX.13	2400
	92 mm	F11221.YY.12	2200
	92 mm	F11221.YY.13	2400

XX = Backset (mm) = 35-40-45-50-55-60-70

YY = Backset (mm) = 35-40-45-50-55-65-80

Extensions

Forend	CODE	Description
16 mm	F99800.00.15	Lower Poseidon
	F99800.00.16	Lower without Poseidon
	F99800.00.10	Upper Poseidon
	F99800.00.11	Upper without Poseidon
20 mm	F99801.00.15	Lower Poseidon
	F99801.00.16	Lower without Poseidon
	F99801.00.10	Upper Poseidon
	F99801.00.11	Upper without Poseidon

Adjustable steel strikes

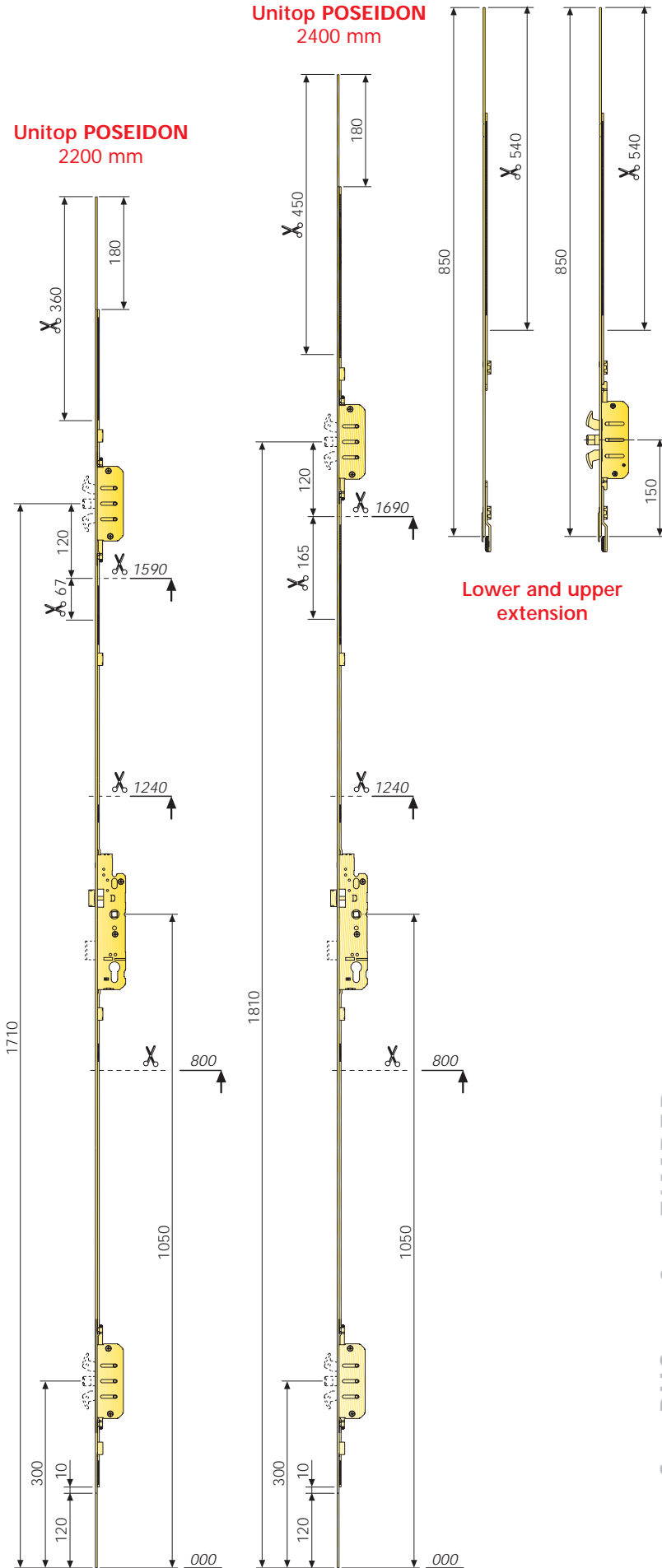
	CODE	Air gap
POSEIDON	F99610.01.13	4 mm
	F99610.03.13	11 mm (8+6)
	F99610.04.12	11 mm (8+7)
	F99610.05.13	12 mm
U-18 Through	F99610.01.20	4 mm 2200
	F99610.01.21	4 mm 2400
	F99610.05.20	12 mm 2200
	F99610.05.21	12 mm 2400

for TIMBER
for PVCU

	CODE	Type
U-30 POSEIDON	F99630.00.13	
U-30 Through	F99631.07.20	right-hand 2200
	F99632.07.20	left-hand 2200
	F99631.07.21	right-hand 2400
	F99632.07.21	left-hand 2400

Unitop POSEIDON
2400 mm

Unitop POSEIDON
2200 mm



MAIN FEATURES

- 2 AGB patented Poseidon boxes
- Holes for through screws handles (backsets greater than 35 mm)
- 3 mm thick one-piece faceplate
- Prearranged to add further Poseidon boxes

Locks

Forend	Axis	CODE	
16 mm	85 mm	F21200.XX.12	2200
	85 mm	F21200.XX.13	2400
	92 mm	F21220.XX.12	2200
	92 mm	F21220.XX.13	2400

XX = Backset (mm) = 25-30-35-40-45-50-55

Extensions

Forend	CODE	Description
16 mm	F99800.00.15	Lower/Upper Poseidon
	F99800.00.16	Lower/Upper without Poseidon

Adjustable steel strikes

	CODE	Air gap	
POSEIDON	F99610.01.13	4 mm	
	F99610.03.13	11 mm (8+6)	
	F99610.04.13	11 mm (8+7)	
	F99610.05.13	12 mm	
U-18 Through	F99610.01.20	4 mm	2200
	F99610.01.21	4 mm	2400
	F99610.05.20	12 mm	2200
	F99610.05.21	12 mm	2400

for PVCU

	CODE	Type	
U-30 POSEIDON	F99630.00.13		
U-30 Through	F99631.07.20	right-hand	2200
	F99632.07.20	left-hand	2200
	F99631.07.21	right-hand	2400
	F99632.07.21	left-hand	2400

NB. Both Sicurtop terminals (3 mm thick) and Unitop terminals (2,5 mm thick) are usable.