



Open, Close, Live

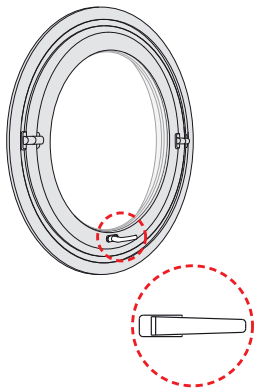
TOUR-R - PIVOT WINDOW

OPERATION AND MAINTENANCE MANUAL

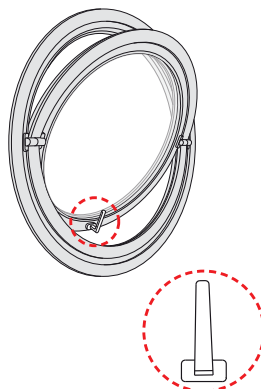


TOUR-R - Round pivot window - Operation and maintenance manual


Functioning



CLOSED POSITION
HANDLE HORIZONTAL



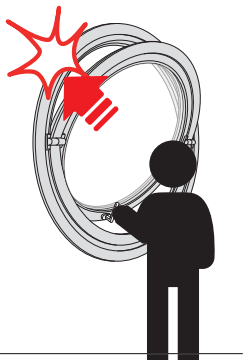
OPEN POSITION
HANDLE VERTICAL




WINDOW TURNED 180°
FOR GLASS CLEANING

Warnings

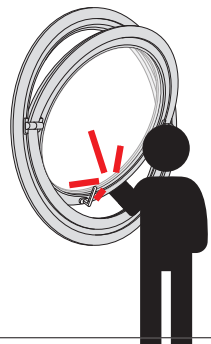
To prevent window damage and personal injury.



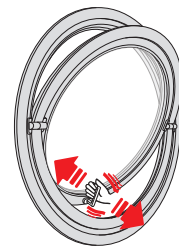
Do not slam the sash against the frame.



Do not obstruct window opening and closing with foreign objects.



Do not place any body parts or objects between the sash and frame (as this could result in injuries).



Do not force anything: In case of a problem, check to see if there is misalignment or if something is obstructing the path of the moving parts.



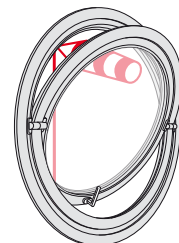
Do not overload the sash.



Call on qualified technicians to perform periodic maintenance tasks.



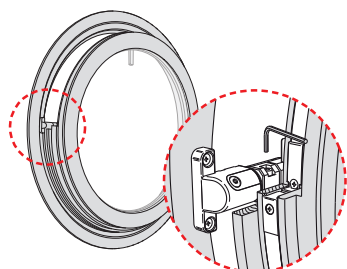
Caution! Do not lean out of the window. Risk of falling and personal injury.



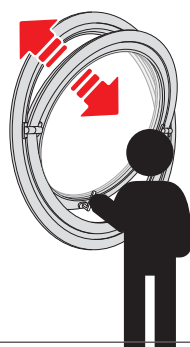
Close the sash against wind, breezes etc.

Maintenance

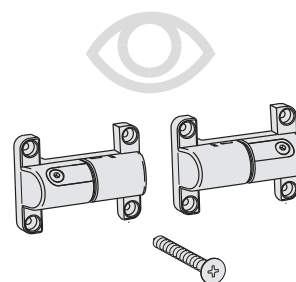
To ensure hardware durability and performance, don't neglect proper maintenance tasks. All mechanisms should be checked at least once a year by qualified personnel.



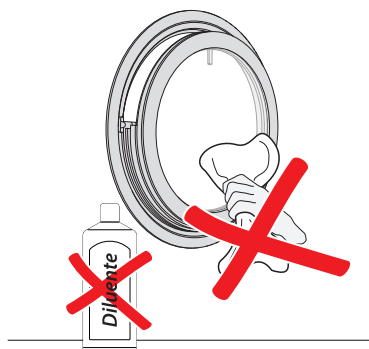
Friction adjustment for rotation with 4 mm Allen key.



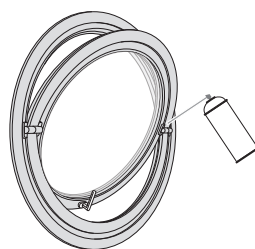
Make sure that the sash and hardware move properly.



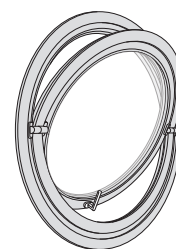
Check the fasteners and hardware for wear.



Avoid using products that could compromise the corrosion protection properties of the hardware.



Lubricate all moving parts of the hardware with grease.



Remove any dirt accumulated in the strikers and rebates.

FAQ

Problem	Things to check	Solution
Closing difficulties	Check that the handle operates properly.	Contact specialised personnel to replace handle.
	Check that the hardware is properly aligned.	If it is incorrectly aligned, call on specialised technicians to adjust the hardware.
	Check for foreign objects that could prevent the hardware from sliding properly.	Remove the obstacles.
Loss of sash friction	It is possible that the sash does not stay in the desired position.	Contact specialised personnel to repair the door or window.

Store this operation and maintenance manual near the windows, so that it is readily available at all times. Make sure to scrupulously observe all operation and maintenance warnings in this manual to prevent injury to persons and damage to property. If necessary, affix a sticker to the window with instructions on how to use it.



Alban Giacomo spa

Headquarters:

Via A. De Gasperi, 75
36060 Romano d'Ezzelino (VI) - Italy

Warehouse:

Via Col Beretta, 4
36022 Cassola (VI) - Italy

Cylinders plant:

Via S. Bortolo, 44
36020 Pove del Grappa (VI) - Italy

Tel. +39 0424 832 832
www.agb.it - info@agb.it

MADE IN ITALY