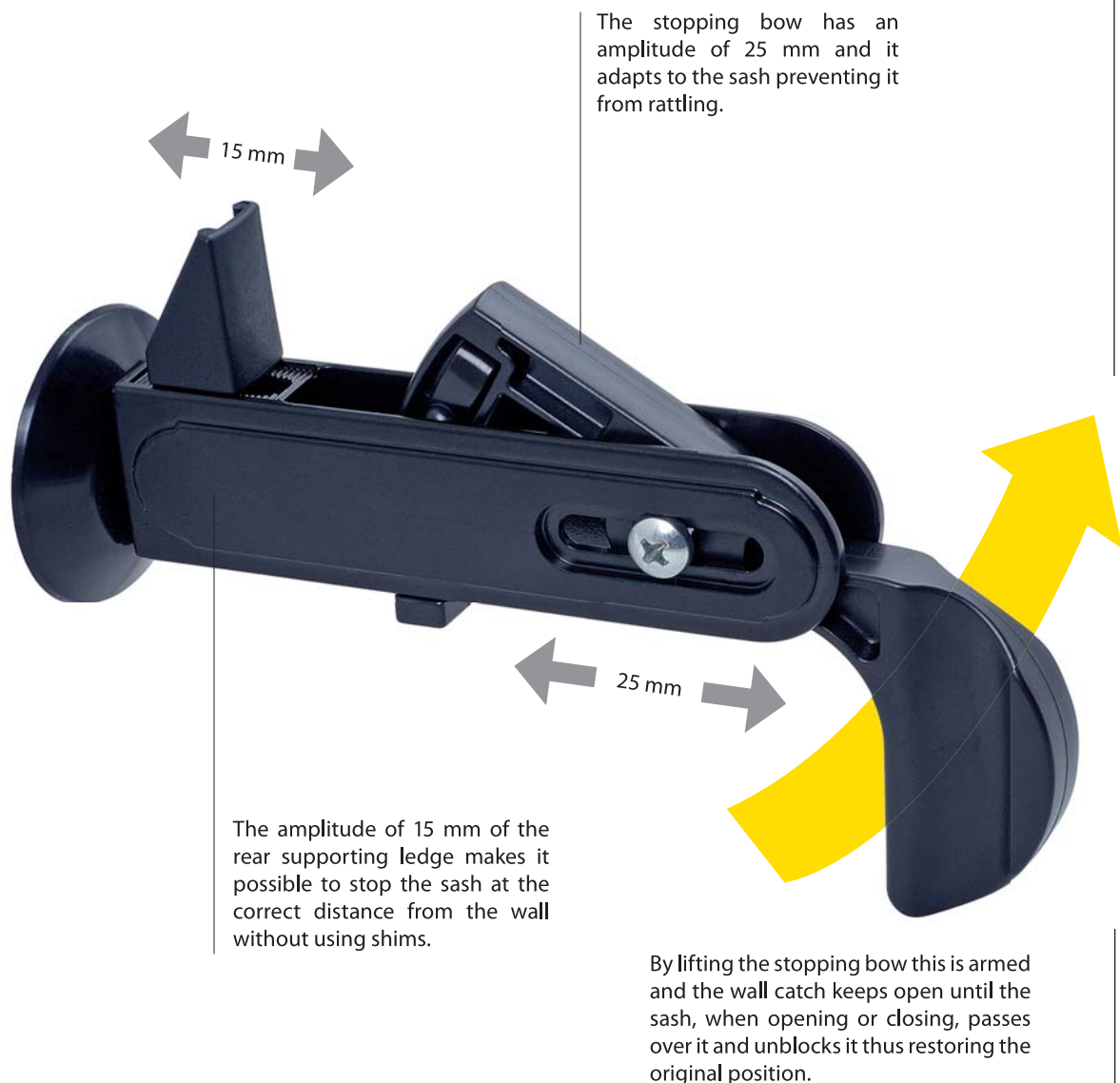


# Archimede

## Automatic wall catch for shutters

**Archimede is an elegant and extremely functional wall catch, indeed it can be operated with just one hand.**



The stopping bow has an amplitude of 25 mm and it adapts to the sash preventing it from rattling.

The amplitude of 15 mm of the rear supporting ledge makes it possible to stop the sash at the correct distance from the wall without using shims.

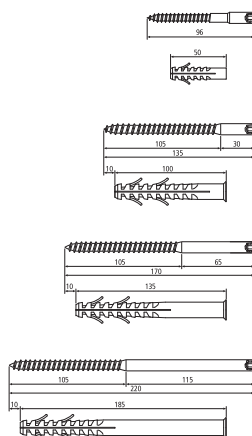
By lifting the stopping bow this is armed and the wall catch keeps open until the sash, when opening or closing, passes over it and unblocks it thus restoring the original position.

# Archimede Automatic wall catch for shutters



By lifting the stopping bow this is armed and the wall catch keeps open until the sash, when opening or closing, passes over it and unblocks it thus restoring the original position.

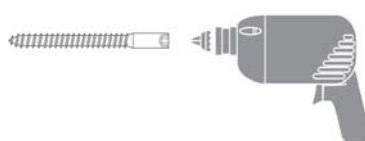
Archimede offers specific advantages also to the installer. It is available in 4 models for plain or foldable sashes with total thickness ranging from 15 to 135 mm.



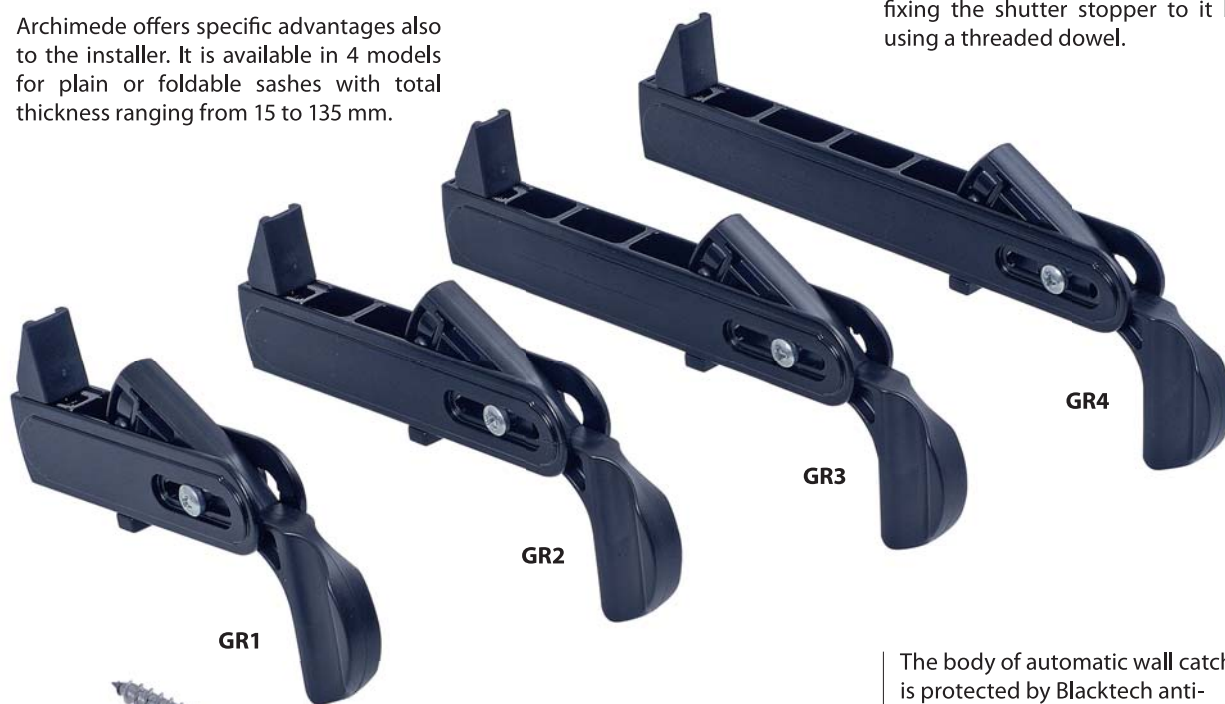
The supporting pin, available in 4 different lengths, is compatible with every kind of wall, both traditional and insulated.

All pins can be matched to all GR of the wall catch.

The special shape of the thread makes it possible to fix them by using both plastic dowels and chemical anchors.



Thanks to the hexagonal impression on the head, the pin can be applied with a traditional screw before fixing the shutter stopper to it by using a threaded dowel.



The ring that covers the hole keeps the wall catch in pressure in order to avoid the connection loosening.

The body of automatic wall catch is protected by Blacktech anti-corrosion painting.

The blocking dowels, the screw and the return spring of the bow are made of stainless steel.

The shutter stopper bow and the rear supporting ledge are in plastic material in order not to spoil aluminium shutters.